

Financial Transparency Report

April 2016

Adams Arapahoe School District 28J15701 East First Ave.

Suite 106
Aurora, CO 80011-9314
U.S.A.

Average Monthly Yield 0.56%

ACCOUNT SUMMARY

Report Period			Beginning Balance	Contributions	Withdrawals	Income Earned	Average Daily Balance	Month End Balance
Current Month	01-Apr-16	30-Apr-16	50,318,888.71	19,504,136.93	27,798,668.16	22,357.70	49,614,994.83	42,046,715.18
Previous Month	01-Mar-16	31-Mar-16	23,474,375.63	55,367,365.00	28,544,707.30	21,855.38	49,542,730.48	50,318,888.71
Fiscal Year To Date	01-Jul-15	30-Apr-16	92,878,990.64	251,739,627.07	302,713,076.37	141,173.84	57,822,056.38	42,046,715.18


COLOTRUST PLUS+

General

Report Period			Beginning Balance	Contributions	Withdrawals	Income Earned	Average Daily Balance	Month End Balance
Current Month	01-Apr-16	30-Apr-16	35,002,664.04	19,504,136.93	27,798,668.16	15,611.06	34,295,215.60	26,723,743.87
Previous Month	01-Mar-16	31-Mar-16	8,164,727.16	55,367,365.00	28,544,707.30	15,279.18	34,229,634.63	35,002,664.04

BUILDING FUND 2008

Report Period			Beginning Balance	Contributions	Withdrawals	Income Earned	Average Daily Balance	Month End Balance
Current Month	01-Apr-16	30-Apr-16	11,093,814.61	0.00	0.00	5,048.91	11,096,473.09	11,098,863.52
Previous Month	01-Mar-16	31-Mar-16	11,088,896.63	0.00	0.00	4,917.98	11,091,474.21	11,093,814.61



Financial Transparency Report

April 2016

Adams Arapahoe School District 28J15701 East First Ave.

Suite 106
Aurora, CO 80011-9314
U.S.A.

Average Monthly Yield 0.56%

BUILDING FUND GO BONDS 2010

Report Period			Beginning Balance	Contributions	Withdrawals	Income Earned	Average Daily Balance	Month End Balance
Current Month	01-Apr-16	30-Apr-16	1,516,251.25	0.00	0.00	690.05	1,516,614.59	1,516,941.30
Previous Month	01-Mar-16	31-Mar-16	1,515,579.07	0.00	0.00	672.18	1,515,931.37	1,516,251.25

BLDG FUND BABS 2010 D


Report Period			Beginning Balance	Contributions	Withdrawals	Income Earned	Average Daily Balance	Month End Balance
Current Month	01-Apr-16	30-Apr-16	1,246,533.75	0.00	0.00	567.31	1,246,832.46	1,247,101.06
Previous Month	01-Mar-16	31-Mar-16	1,245,981.14	0.00	0.00	552.61	1,246,270.77	1,246,533.75

BLDG FUND GO BONDS 2010 C

Report Period			Beginning Balance	Contributions	Withdrawals	Income Earned	Average Daily Balance	Month End Balance
Current Month	01-Apr-16	30-Apr-16	467,748.24	0.00	0.00	212.87	467,860.32	467,961.11
Previous Month	01-Mar-16	31-Mar-16	467,540.89	0.00	0.00	207.35	467,649.57	467,748.24

2014 COPs

Report Period			Beginning Balance	Contributions	Withdrawals	Income Earned	Average Daily Balance	Month End Balance
Current Month	01-Apr-16	30-Apr-16	15,597.53	0.00	0.00	7.13	15,601.28	15,604.66
Previous Month	01-Mar-16	31-Mar-16	15,590.59	0.00	0.00	6.94	15,594.22	15,597.53



Financial Transparency Report

April 2016


Adams Arapahoe School District 28J15701 East First Ave.

Suite 106
Aurora, CO 80011-9314
U.S.A.

Average Monthly Yield 0.56%

AXL TABOR RESERVE

Report Period			Beginning Balance	Contributions	Withdrawals	Income Earned	Average Daily Balance	Month End Balance
Current Month	01-Apr-16	30-Apr-16	120,337.45	0.00	0.00	54.77	120,366.29	120,392.22
Previous Month	01-Mar-16	31-Mar-16	120,284.11	0.00	0.00	53.34	120,312.07	120,337.45



Financial Transparency Report

April 2016

Adams Arapahoe School District 28J15701 East First Ave.

Suite 106
Aurora, CO 80011-9314
U.S.A.

Average Monthly Yield 0.24%

COLOTRUST PRIME

AURORA PUBLIC SCHOOL

Report Period			Beginning Balance	Contributions	Withdrawals	Income Earned	Average Daily Balance	Month End Balance
Current Month	01-Apr-16	30-Apr-16	855,941.84	0.00	0.00	165.60	856,031.21	856,107.44
Previous Month	01-Mar-16	31-Mar-16	855,776.04	0.00	0.00	165.80	855,863.64	855,941.84