

Financial Transparency Report

March 2016

Adams Arapahoe School District 28J15701 East First Ave.

Suite 106
Aurora, CO 80011-9314
U.S.A.

Average Monthly Yield 0.52%

ACCOUNT SUMMARY

Report Period			Beginning Balance	Contributions	Withdrawals	Income Earned	Average Daily Balance	Month End Balance
Current Month	01-Mar-16	31-Mar-16	23,474,375.63	55,367,365.00	28,544,707.30	21,855.38	49,542,730.48	50,318,888.71
Previous Month	01-Feb-16	29-Feb-16	34,546,887.10	22,630,581.50	33,715,252.89	12,159.92	32,533,733.52	23,474,375.63
Fiscal Year To Date	01-Jul-15	31-Mar-16	92,878,990.64	232,235,490.14	274,914,408.21	118,816.14	58,717,372.18	50,318,888.71


COLOTRUST PLUS+

General

Report Period			Beginning Balance	Contributions	Withdrawals	Income Earned	Average Daily Balance	Month End Balance
Current Month	01-Mar-16	31-Mar-16	8,164,727.16	55,367,365.00	28,544,707.30	15,279.18	34,229,634.63	35,002,664.04
Previous Month	01-Feb-16	29-Feb-16	19,242,876.36	22,630,581.50	33,715,252.89	6,522.19	17,226,729.40	8,164,727.16

BUILDING FUND 2008

Report Period			Beginning Balance	Contributions	Withdrawals	Income Earned	Average Daily Balance	Month End Balance
Current Month	01-Mar-16	31-Mar-16	11,088,896.63	0.00	0.00	4,917.98	11,091,474.21	11,093,814.61
Previous Month	01-Feb-16	29-Feb-16	11,084,695.72	0.00	0.00	4,200.91	11,086,926.83	11,088,896.63



Financial Transparency Report

March 2016

Adams Arapahoe School District 28J15701 East First Ave.

Suite 106
Aurora, CO 80011-9314
U.S.A.

Average Monthly Yield 0.52%

BUILDING FUND GO BONDS 2010

Report Period			Beginning Balance	Contributions	Withdrawals	Income Earned	Average Daily Balance	Month End Balance
Current Month	01-Mar-16	31-Mar-16	1,515,579.07	0.00	0.00	672.18	1,515,931.37	1,516,251.25
Previous Month	01-Feb-16	29-Feb-16	1,515,004.92	0.00	0.00	574.15	1,515,309.85	1,515,579.07

BLDG FUND BABS 2010 D


Report Period			Beginning Balance	Contributions	Withdrawals	Income Earned	Average Daily Balance	Month End Balance
Current Month	01-Mar-16	31-Mar-16	1,245,981.14	0.00	0.00	552.61	1,246,270.77	1,246,533.75
Previous Month	01-Feb-16	29-Feb-16	1,245,509.14	0.00	0.00	472.00	1,245,759.82	1,245,981.14

BLDG FUND GO BONDS 2010 C

Report Period			Beginning Balance	Contributions	Withdrawals	Income Earned	Average Daily Balance	Month End Balance
Current Month	01-Mar-16	31-Mar-16	467,540.89	0.00	0.00	207.35	467,649.57	467,748.24
Previous Month	01-Feb-16	29-Feb-16	467,363.80	0.00	0.00	177.09	467,467.85	467,540.89

2014 COPs

Report Period			Beginning Balance	Contributions	Withdrawals	Income Earned	Average Daily Balance	Month End Balance
Current Month	01-Mar-16	31-Mar-16	15,590.59	0.00	0.00	6.94	15,594.22	15,597.53
Previous Month	01-Feb-16	29-Feb-16	15,584.68	0.00	0.00	5.91	15,587.82	15,590.59



Financial Transparency Report

March 2016


Adams Arapahoe School District 28J15701 East First Ave.

Suite 106
Aurora, CO 80011-9314
U.S.A.

Average Monthly Yield 0.52%

AXL TABOR RESERVE

Report Period			Beginning Balance	Contributions	Withdrawals	Income Earned	Average Daily Balance	Month End Balance
Current Month	01-Mar-16	31-Mar-16	120,284.11	0.00	0.00	53.34	120,312.07	120,337.45
Previous Month	01-Feb-16	29-Feb-16	120,238.54	0.00	0.00	45.57	120,262.74	120,284.11



Financial Transparency Report

March 2016

Adams Arapahoe School District 28J15701 East First Ave.

Suite 106
Aurora, CO 80011-9314
U.S.A.

Average Monthly Yield 0.23%

COLOTRUST PRIME

AURORA PUBLIC SCHOOL

Report Period			Beginning Balance	Contributions	Withdrawals	Income Earned	Average Daily Balance	Month End Balance
Current Month	01-Mar-16	31-Mar-16	855,776.04	0.00	0.00	165.80	855,863.64	855,941.84
Previous Month	01-Feb-16	29-Feb-16	855,613.94	0.00	0.00	162.10	855,699.22	855,776.04