

# Financial Transparency Report

May 2016

**Adams Arapahoe School District 28J15701 East First Ave.**

Suite 106  
Aurora, CO 80011-9314  
U.S.A.

Average Monthly Yield 0.57%

## ACCOUNT SUMMARY

Report Period			Beginning Balance	Contributions	Withdrawals	Income Earned	Average Daily Balance	Month End Balance
Current Month	01-May-16	31-May-16	42,046,715.18	50,637,424.22	31,412,985.06	26,961.57	55,635,789.79	61,298,115.91
Previous Month	01-Apr-16	30-Apr-16	50,318,888.71	19,504,136.93	27,798,668.16	22,357.70	49,614,994.83	42,046,715.18
Fiscal Year To Date	01-Jul-15	31-May-16	92,878,990.64	302,377,051.29	334,126,061.43	168,135.41	57,620,347.26	61,298,115.91


## COLOTRUST PLUS+

### General

Report Period			Beginning Balance	Contributions	Withdrawals	Income Earned	Average Daily Balance	Month End Balance
Current Month	01-May-16	31-May-16	26,723,743.87	50,637,424.22	30,306,872.14	19,984.08	41,186,007.33	47,074,280.03
Previous Month	01-Apr-16	30-Apr-16	35,002,664.04	19,504,136.93	27,798,668.16	15,611.06	34,295,215.60	26,723,743.87

## BUILDING FUND 2008

Report Period			Beginning Balance	Contributions	Withdrawals	Income Earned	Average Daily Balance	Month End Balance
Current Month	01-May-16	31-May-16	11,098,863.52	0.00	250,000.00	5,343.33	11,053,305.77	10,854,206.85
Previous Month	01-Apr-16	30-Apr-16	11,093,814.61	0.00	0.00	5,048.91	11,096,473.09	11,098,863.52



# Financial Transparency Report

May 2016

**Adams Arapahoe School District 28J15701 East First Ave.**

Suite 106  
Aurora, CO 80011-9314  
U.S.A.

Average Monthly Yield 0.57%

## **BUILDING FUND GO BONDS 2010**

Report Period			Beginning Balance	Contributions	Withdrawals	Income Earned	Average Daily Balance	Month End Balance
Current Month	01-May-16	31-May-16	1,516,941.30	0.00	0.00	733.57	1,517,328.48	1,517,674.87
Previous Month	01-Apr-16	30-Apr-16	1,516,251.25	0.00	0.00	690.05	1,516,614.59	1,516,941.30

## **BLDG FUND BABS 2010 D**


Report Period			Beginning Balance	Contributions	Withdrawals	Income Earned	Average Daily Balance	Month End Balance
Current Month	01-May-16	31-May-16	1,247,101.06	0.00	0.00	603.05	1,247,419.35	1,247,704.11
Previous Month	01-Apr-16	30-Apr-16	1,246,533.75	0.00	0.00	567.31	1,246,832.46	1,247,101.06

## **BLDG FUND GO BONDS 2010 C**

Report Period			Beginning Balance	Contributions	Withdrawals	Income Earned	Average Daily Balance	Month End Balance
Current Month	01-May-16	31-May-16	467,961.11	0.00	0.00	226.29	468,080.54	468,187.40
Previous Month	01-Apr-16	30-Apr-16	467,748.24	0.00	0.00	212.87	467,860.32	467,961.11

## **2014 COPs**

Report Period			Beginning Balance	Contributions	Withdrawals	Income Earned	Average Daily Balance	Month End Balance
Current Month	01-May-16	31-May-16	15,604.66	0.00	0.00	7.55	15,608.64	15,612.21
Previous Month	01-Apr-16	30-Apr-16	15,597.53	0.00	0.00	7.13	15,601.28	15,604.66



# Financial Transparency Report

May 2016


**Adams Arapahoe School District 28J15701 East First Ave.**

Suite 106  
Aurora, CO 80011-9314  
U.S.A.

Average Monthly Yield 0.57%

## AXL TABOR RESERVE

Report Period			Beginning Balance	Contributions	Withdrawals	Income Earned	Average Daily Balance	Month End Balance
Current Month	01-May-16	31-May-16	120,392.22	0.00	0.00	58.22	120,422.94	120,450.44
Previous Month	01-Apr-16	30-Apr-16	120,337.45	0.00	0.00	54.77	120,366.29	120,392.22



# Financial Transparency Report

May 2016

**Adams Arapahoe School District 28J15701 East First Ave.**

Suite 106  
Aurora, CO 80011-9314  
U.S.A.

Average Monthly Yield 0.24%

## COLOTRUST PRIME

### AURORA PUBLIC SCHOOL

Report Period			Beginning Balance	Contributions	Withdrawals	Income Earned	Average Daily Balance	Month End Balance
Current Month	01-May-16	31-May-16	856,107.44	0.00	856,112.92	5.48	27,616.72	0.00
Previous Month	01-Apr-16	30-Apr-16	855,941.84	0.00	0.00	165.60	856,031.21	856,107.44